

T1000-1

Radiation cooled triode

3 kW

- Output power:
3 kW in CW mode
- Anode voltage: 6 kV
- Anode dissipation:
1 kW max.
- Frequency up to 60 MHz





T 1000-1

The T 1000-1 is a RF power triode of glass construction with a ruggedly constructed graphite anode. It is used as class C RF oscillator for industrial applications. For operation in pulse mode, the parameters depends on each equipment

characteristics. Contact us for specific information.

This product is designed, developed and manufactured at an ISO 9002 registered production site.

Electrical characteristics

Cathode	thoriated tungsten		
Heating	direct		
Filament voltage (+ 5%, - 10%)	8.5	V	
Filament current	26	A	
Interelectrode capacitances:			
• grid-anode	11	pF	
• grid-cathode	15	pF	
• cathode-anode	0.32	pF	
Amplification factor	20		
Transconductance (Va: 2 kV, Ia: 500 mA)	8.5	mA/V	

Mechanical characteristics

Operating position	vertical		
Weight	900	g	approx.
Dimensions	see outline drawing		

Maximum ratings

Frequency	60	MHz	
Anode voltage	6	kV	
Peak cathode current	6	A	
Anode dissipation	1	kW	
Grid dissipation	75	W	
Grid voltage	- 1 000	V	

Cooling

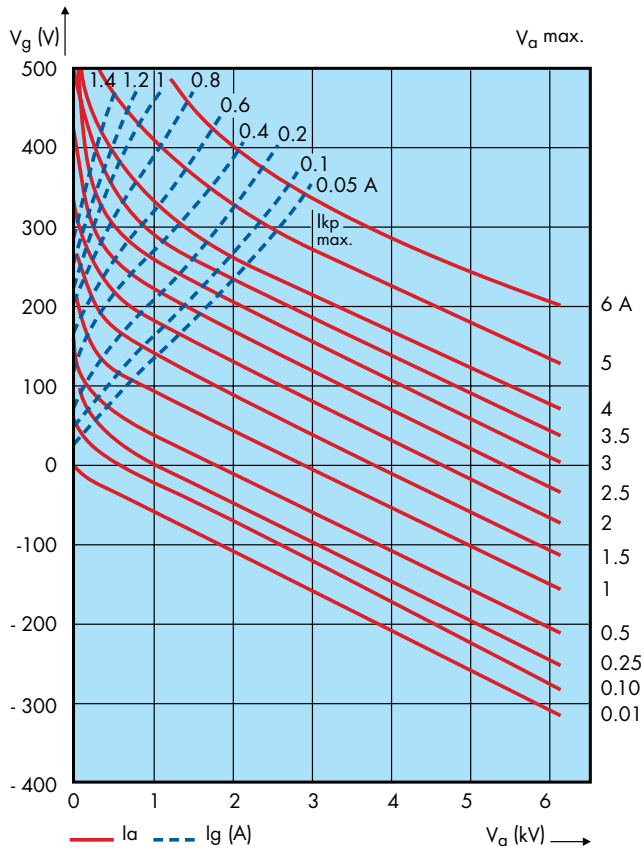
Cooling method	radiation / low velocity air flow		
Temperature of the bulb	300	°C	max.
Temperature of the glass-metal seals	160	°C	max.

Typical operation

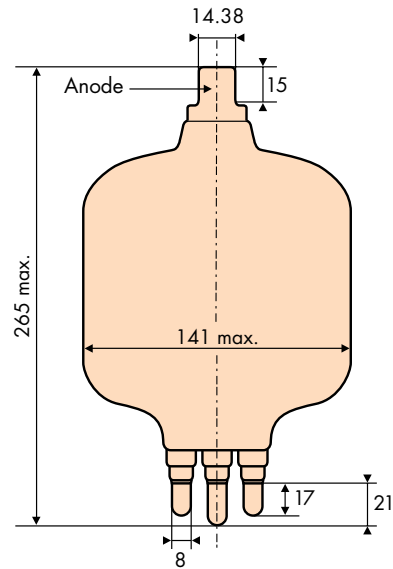
Examples	RF oscillator Class C, up to 60 MHz			
	1	2	3	
Anode voltage	5	4	3	kV
Anode current	800	800	800	mA
Anode input power	4	3.2	2.4	kW
Anode output power (1)	3.1	2.4	1.67	kW
Anode dissipation	0.9	0.8	0.75	kW
Grid current	135	140	145	mA
Grid dissipation	45	46	47	W
Grid resistance	4.8	4.3	3.9	kΩ
Efficiency	75	72	66	%

(1) Circuit losses not included.

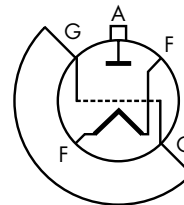
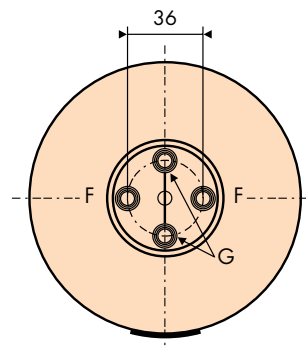
Constant current characteristics



Outline drawing (dimensions in mm)



Bottom view (dimensions in mm)



Accessories

- Anode connector 100 P1 NBT 400100P1
- Socket spec. 2p NBT 400169P1



This document cannot be considered to be a contractual specification. The information given herein may be modified without notice due to product improvement or further development. Consult Thales Electron Devices before making use of this information for equipment design.

For further information, please contact:

THALES ELECTRON DEVICES

2 bis, rue Latécoère - 78941 Vélizy Cedex - France
Tel: + 33 1 30 70 35 00 - Fax: + 33 1 30 70 35 35
www.thalesgroup.com/electrondevices

